



### District Report Card: 2017


<b>State:</b> Arunachal Pradesh	<b>District:</b> Namsai
<b>Class:</b> 8	<b>Subject:</b> Language
<b>Schools:</b> 55	<b>Students:</b> 968


### Participation/Coverage


#### Students

 GENDER	Boys		Girls	
	Number	%	Number	%
	454	46.90	514	53.10

 AREA	Rural		Urban	
	Number	%	Number	%
	894	92.36	74	7.64

 CATEGORY	SC		ST		OBC		GEN	
	Number	%	Number	%	Number	%	Number	%
	0	0.00	200	20.66	19	1.96	749	77.38

 CWSN	LD	VI	HI	S&LD	ID	Oth
	0	4	1	1	0	0

 Management	Government		Government-aided	
	Number	%	Number	%
	947	97.83	21	2.17

### Average Performance of Students in Language (%)

Overall	Gender		Area		Management		Social Group			
	Male	Female	Rural	Urban	Govt.	Aided	SC	ST	OBC	GEN
36.80	37.52	36.17	36.35	42.25	36.56	47.94	0.00	45.03	37.19	34.60

## Performance on Learning Outcomes (LOs)

Learning Outcomes	Description	Average Performance(%)
L813	Read textual/non-textual materials with comprehension and identifies the details, characters, main idea and sequence of ideas and events while reading	36.80

Range of Performance of Students who Answered Correctly							
Below 30%		30% - 50%		50% - 75%		Above 75%	
Number	%	Number	%	Number	%	Number	%
409	42.25	328	33.88	178	18.39	53	5.48

## Lowest Performing Learning Outcomes (LOs)

1 - Read textual/non-textual materials with comprehension and identifies the details, characters, main idea and sequence of ideas and events while reading (36.80)